



ELECTIONS BC

A non-partisan Office of the Legislature

Report of the Chief Electoral Officer
on the 2013 Enumeration

Report of the Chief Electoral Officer on the 2013 Enumeration





ELECTIONS BC
Province of British Columbia

Mailing Address:
PO Box 9275 Stn Prov Govt
Victoria BC V8W 9J6

Location:
Suite 100 – 1112 Fort Street, Victoria BC

Phone: 250-387-5305
Toll-free: 1-800-661-8683/ TTY 1-888-456-5448
Fax: 250-387-3578
Toll-free Fax: 1-866-466-0665

Email: electionsbc@elections.bc.ca
Website: www.elections.bc.ca

March 27, 2014

Honourable Linda Reid
Speaker of the Legislative Assembly
Room 207
Parliament Buildings
Victoria, B.C. V8V 1X4

Honourable Speaker:

I have the pleasure to present the Report of the Chief Electoral Officer on the 2013 Enumeration.

This report describes the range and scope of voter registration activities Elections BC undertook to improve the quality of the provincial voters list prior to the 40th Provincial General Election.

Respectfully submitted,

A handwritten signature in black ink, appearing to read 'Keith Archer'.

Keith Archer, Ph.D.
Chief Electoral Officer
British Columbia



Table of contents

List of figures and tables	ii
Executive summary	1
Background and context	3
The voters list	3
The address register	3
Measuring voters list quality	4
The changing enumeration model	4
Privacy	7
2013 Enumeration approach	8
Strategy	8
Methodology	10
Headquarters outreach	10
Targeted registration activities	15
2013 Enumeration outcomes	23
Results	23
Headquarters outreach	23
Targeted registration activities	24
Voter record transactions	26
Achieving goals	26
Conclusion	28
Effectiveness	28
Issues analysis	29
Youth coverage	29
Registration drives	29
Door-to-door enumeration	29
Elections BC expenses	30
Appendices	
Appendix A: Enumeration notice examples	34
Appendix B: Targeted enumeration activities by electoral district	38
Appendix C: Coverage, currency and net currency by region	40

List of figures and tables

Figure 1: Enumeration notices	10
Figure 2: Request for removal tool	11
Figure 3: Newspaper ad	13
Figure 4: Apathy is Boring news release	14
Figure 5: Apathy is Boring street team	14
Figure 6: “Sorry we missed you” card	16
Figure 7: Door-to-door enumeration form	17
Figure 8: Registration drive	18
Figure 9: Voter registration form	19
Figure 10: Voter registration at a site-based voting area	21
Table 1: Quality measures in comparison	2
Table 2: Net currency by region	2
Table 3: Quality measures	4
Table 4: Detailed enumeration data, 1989-2013	6
Table 5: Number of enumeration notices mailed by type	11
Table 6: Electoral districts with the most addresses targeted for door-to-door enumeration	17
Table 7: Electoral districts with the most registration drives	18
Table 8: Electoral districts with the most community outreach activities	20
Table 9: Voters list transactions, February 25, 2013 – April 23, 2013 (also showing voting day transactions as of May 14, 2013)	26
Table 10: Detailed 2013 Enumeration coverage and currency results	26
Table 11: 2013 Enumeration objectives and results	27

Executive summary

The 2013 Enumeration comprised a series of voter registration activities conducted from February 25, 2013 to April 23, 2013 to improve the quality of the provincial voters list prior to the 40th Provincial General Election on May 14, 2013.

While Elections BC maintains a high-quality voters list, the quality is not universally high across all electoral districts and all demographics. The 2013 Enumeration sought to address this by conducting voter registration activities that would reach all eligible voters in B.C., while also targeting specific demographic and geographic groups.

Building on the approach developed for the mail-based enumeration conducted in 2009, Elections BC mailed customized letters to nearly two million residential addresses starting on February 25, 2013. The letters called on eligible voters to take action by registering as new voters, or by confirming or updating their existing voter registrations. Voters were also encouraged to inform Elections BC of voters who no longer lived at their residence and should be removed, thus improving the overall quality of the voters list. Voter registration services were available by phone, through Online Voter Registration, by fax or in person at Elections BC's Victoria headquarters.

For two and a half weeks beginning on March 6, 2013, Elections BC voter registration officials provided voter registration opportunities throughout the province at shopping malls, community centres and post-secondary campuses. Voter registration officials also conducted door-to-door visits in selected high mobility neighbourhoods, new subdivisions and residential complexes. During the enumeration period Elections BC staff visited homeless shelters and facilities to register eligible voters, update voter records and provide information about voting opportunities. The enumeration was accompanied by a comprehensive advertising campaign that included radio, online and social media.

The goals of the 2013 Enumeration were: to achieve the levels of quality (coverage¹, currency², and net currency³) attained prior to the 2009 General Election; to achieve at least 65% net currency in all regions of the province; to achieve coverage of 73% of voters aged 18-24 (youth); and to improve, and be seen to improve, the quality of the voters list in every electoral district.

1 The percentage of eligible voters on the voters list.

2 The percentage of voters on the voters list who are registered at the correct residential address.

3 The percentage of eligible voters on the voters list who are registered at the correct residential address. Net currency is calculated by multiplying coverage by currency.

At the close of the enumeration, the quality of the voters list had surpassed the levels of quality attained in the 2009 Enumeration: 96.9% coverage, 94.2% currency and 91.3% net currency.

Table 1: Quality measures in comparison

Quality	2009 Enumeration	2013 Enumeration
Coverage	91.1%	96.9%
Currency	88.3%	94.2%
Net currency	80.4%	91.3%

The quality of the list following the 2013 Enumeration was also above the 65% net currency goal in all regions of the province.

Table 2: Net currency by region

Quality	2013 Enumeration
Burnaby and New Westminster	92.4%
Cariboo - Thompson	90.1%
Columbia - Kootenay	92.5%
Fraser Valley	89.7%
North Shore	92.3%
Okanagan	91.1%
Richmond - Delta	93.7%
Surrey	90.6%
The North	86.7%
Tri-Cities	91.4%
Vancouver	90.4%
Vancouver Island and South Coast	93.1%

Only 62.4% of eligible youth (18-24 year olds) registered to vote however, short of the goal of 73%.

The final goal, to improve and be seen to improve the quality of the list in every electoral district, was achieved through the enumeration's comprehensive outreach activities.

Overall, the 2013 Enumeration produced a high quality voters list which supported the successful delivery of the 40th Provincial General Election.

The 2013 Enumeration cost \$5,982,981, or \$1.92 per registered voter.

Background and context

The voters list

The provincial voters list contains the names and residential addresses of the individuals registered to vote in each electoral district. During electoral events, election officials use the voters list to ensure only registered voters vote and to help ensure that voters only vote once. Registered political parties and candidates rely on the voters list to identify and communicate with voters. Outside of the election period, Members of the Legislative Assembly use the voters list to communicate with their constituents. The list is also available to municipal and federal election administrators and to the Court Services Branch of the Ministry of Justice to generate jury selection lists. All of these functions are improved when the voters list is as complete and up-to-date as possible.

A comprehensive and accurate voters list prior to an election also has administrative benefits. It supports planning of voting places, assists in determining the number of election officials required and reduces the number of voters who must register in conjunction with voting, which improves service to voters, alleviates congestion at voting places and streamlines the voting process.

Elections BC maintains a continuously updated, or permanent, voters list. Stored in the Electoral Information System (EIS) database, the voters list is updated on a daily basis with data from external sources, including the Insurance Corporation of British Columbia (ICBC), the BC Vital Statistics Agency, local governments and the National Register of Electors. Formal agreements with these organizations provide Elections BC with a continuous stream of voter information.

Elections BC also receives information directly from voters. Voters are able to register, update or confirm their registration via email, fax, mail, in person, by telephone or through the Online Voter Registration (OVR) application. OVR is a secure, Internet-based voter registration tool, and was the first of its kind in Canada. Together, these options allow voters to perform voter registration activities at their convenience.

The address register

In addition to the voters list, Elections BC maintains a register of residential addresses in British Columbia. Stored in the Integrated Digital Electoral Atlas (INDEA), the Elections BC address register contains approximately 2,350,000 address records. When a new voter registration is received, it is matched against the EIS and INDEA databases in order to place the voter's residential address in the correct electoral district and voting area. In this way, the address register serves as part of the infrastructure which supports the permanent voters list and ensures that voters are assigned to the correct electoral district for voting purposes.

Measuring voters list quality

The quality of the voters list is measured three ways: by coverage, by currency and by net currency.

Table 3: Quality measures

Measurement	Definition
Coverage	The percentage of eligible voters on the voters list. Also called completeness.
Currency	The percentage of voters on the voters list who are registered at the correct residential address.
Net currency	The percentage of eligible voters on the voters list who are registered at the correct residential address. Net currency is calculated by multiplying coverage by currency.

The changing enumeration model

The legal framework for provincial enumerations is set by the *Election Act*. Over time, amendments to the Act resulting from societal and technological changes have altered how enumerations are defined and conducted.

Until 1995, the *Election Act* defined enumeration as a “general residence-to-residence visitation”. The Act required that there be an enumeration on the first Monday in May in the third calendar year after the last general election. In accordance with the Act, Elections BC employed a residence-to-residence, or door-to-door, model for conducting enumerations. Enumerators visited every residence in the province to gather up-to-date registration information about eligible voters.

Studies of the 1989 Enumeration revealed that reaching voters in person at their residence was becoming increasingly difficult. Lifestyle changes and concerns about privacy and safety meant that when an address was visited by an enumerator, a growing number of voters were either not at home or reluctant to divulge their personal information.

Other concerns were raised about Elections BC's ability to hire sufficient reliable enumerators and ensure enumerators' personal safety. Reports were received of property damage caused by enumerators, of enumerators assaulted by members of the public, and of enumerators' vehicles damaged in the course of their duties. Language barriers also affected the ability of enumerators to communicate with voters who did not speak English. A hesitancy to visit certain areas due to concerns about personal safety also resulted in segments of voters being under-registered.

These growing challenges with the traditional model of enumeration coincided with three significant changes to the means of collecting and maintaining voter information: the automation of the voters list; the shifting of the obligation for confirming and updating registration from Elections BC to the voter themselves; and a partnership with the provincial Motor Vehicle Branch that enabled Elections BC to directly receive drivers' name and address information when updates to this information occurred. These changes meant that the quality of the voters list was improved such that a door-to-door enumeration would result in few, if any, improvements. In 1995 the *Election Act* was amended to give the Chief Electoral Officer the discretion to determine the specific enumeration method to be used, and to cancel an enumeration if satisfied that the voters list was sufficiently current.

Enumerations over the next decade were primarily mail-based strategies which addressed the challenges faced by door-to-door enumeration in a cost-effective manner while gradually improving the quality of the voters list.

By the time of the 2005 Enumeration, amendments to the *Election Act* meant that it was possible to merge the provincial and federal voters lists for the purpose of updating voter records and automatically registering voters who were on the federal voters list but not the provincial list. This significantly improved the quality of the provincial voters list. Elections BC was also able to establish the first fully integrated online voter registration service in Canada ahead of the 2005 Enumeration, meaning voters were able to update or register online in response to the enumeration notice mailed to them. The 2005 Enumeration also included targeted registration activities in long-term care facilities and for individuals who were homeless.

The 2009 Enumeration was centred on a mail-based strategy in combination with outreach activities specifically targeting youth and Aboriginal communities. Changes to the *Election Act* in 2008 permitted voters to register or update their information by telephone. The 2009 Enumeration also targeted registration activities in long-term care facilities and for individuals who were homeless.

The *Election Act* was amended in 2008 to require the Chief Electoral Officer to conduct a province-wide enumeration by door-to-door visitation prior to each fixed-date general election after the 2009 General Election. Elections BC therefore undertook significant planning and preparation activities between 2009 and 2012 to prepare to conduct such an enumeration ahead of the 2013 General Election. As a province-wide door-to-door enumeration had not been conducted in B.C. in over 20 years, Elections BC planned for a pilot door-to-door enumeration in conjunction with a 2012 by-election to refine the strategy that would be used for the general election. However, following recommendations of the Chief Electoral Officer, the *Election Act* was amended in spring 2012 to once again provide the Chief Electoral Officer with discretion on when and how to conduct an enumeration. Consequently, the by-election pilot was cancelled and Elections BC proceeded to develop and implement a new approach to enumeration ahead of the 2013 General Election.

Table 4: Detailed enumeration data, 1989-2013

Year	Primary outreach method	Total cost*	Voters added	Coverage achieved	Currency achieved	Cost per voter**
1989	Door-to-door	\$5,876,966	44,306	86.00%	-	\$3.43
1996	Mail-out	\$1,223,000	76,893	82.00%	-	\$1.64
1999	Mail-out	\$4,005,703	28,690	77.00%	-	\$1.99
2005	Mail-out	\$3,244,918	646,559***	90.30%	75.20%	\$1.24
2009	Mail-out	\$2,783,736	44,625	91.10%	88.30%	\$0.99
2013	Mail-out and targeted registration	\$5,982,981	41,281	96.90%	94.20%	\$1.92

* As reported at the time of the enumeration. Costs have not been adjusted for inflation.

** As reported at the time of the enumeration. Costs have not been adjusted for inflation.

*** This total includes 594,335 voters that were added as a result of merging the provincial voters list with the National Register of Electors.

Privacy

Ensuring the privacy of voter information is a priority for Elections BC. Privacy and security measures were built-in to the enumeration plan from the outset to minimize risk and ensure the successful delivery of the enumeration. During the development of the 2013 Enumeration methodology, Elections BC spent several months developing a comprehensive privacy impact assessment. As part of this process, Elections BC reviewed the *Freedom of Information and Protection of Privacy Act* and consulted with the Office of the Information and Privacy Commissioner and other privacy experts to determine how best to achieve the goals of the enumeration while safeguarding the personal information of voters. Elections BC also consulted with other Canadian election management bodies that have conducted enumerations in recent years in order to learn from their successes and challenges.

2013 Enumeration approach

Strategy

Elections BC recognizes that not being registered at the correct residential address can have an impact on voting. Registered voters receive personalized notices during the election period informing them of the dates, times, and locations of voting opportunities (Where to Vote card). The Where to Vote card can also be used by voters to speed up, and otherwise improve their voting experience when they go to vote. Voters who are not registered at the correct address do not enjoy these benefits and must register, or update their registration when they go to vote. Improving the quality of the voters list is part of the voter-centric model of election administration undertaken by Elections BC in recent years (more on this subject can be found in the *Report of the Chief Electoral Officer on the 40th Provincial General Election*). The voters list is also provided to MLAs, candidates and political parties who use it to contact voters. Therefore it is vital to Elections BC and all stakeholders to have a high-quality voters list.

Elections BC is proud of the high-quality voters list that exists in British Columbia, but recognizes that the quality of the list is not universally high across all geographic areas or across all demographics. For example, the 2009 Enumeration showed that rural electoral districts often have lower levels of coverage; neighbourhoods with high mobility often have lower levels of currency; and youth (18-24 year olds) are much less likely to be on the voters list than voters over 35. Similarly, MLAs, candidates and political parties have told Elections BC that when they knock on a voter's door, it is not uncommon for them to find the residents are not the individuals registered on the voters list.

Early on, Elections BC made the decision to directly involve the District Electoral Officers (DEOs) and Deputy District Electoral Officers (DDEOs) in the planning process to leverage their experience and knowledge of their districts. This involvement was a significant change from previous enumerations and was done to enable Elections BC to establish voter registration strategies and techniques that best matched the unique characteristics, challenges and opportunities of each electoral district.

The DEOs and DDEOs participated in two major planning phases of the enumeration event. In the summer of 2012, they were asked to develop an Electoral District Profile which provided an analysis of their district in terms of its demographic and geographic characteristics. The Electoral District Profile listed all major commercial centres, ethnic community centres, First Nations communities and educational institutions. DEOs were also asked to identify areas of high mobility and new residential growth, where voters list currency was more likely lower, and which could be suitable for outreach activities and door-to-door enumeration.

In the second planning phase, from September to December 2012, the DEOs and DDEOs developed Electoral District Enumeration Plans using the information compiled in their Electoral District Profiles. The plans specified the number and types of enumeration activities that would be conducted, and the resources that would be needed to carry out the various enumeration and outreach activities in each district.

Therefore, the final enumeration plan for each district, although based on similar principles, was unique. Each plan consisted of a blend of targeted voter registration activities including door-to-door enumeration and registration drives in selected neighborhoods, residential complexes and high traffic locations. Plans also included outreach activities focused on First Nations and ethnic communities, universities and colleges, homeless shelters and long-term care facilities; all designed to provide electoral information and ensure registration accessibility.

These local plans supplemented a province-wide mail-based effort that improved upon the approach used in the 2009 Enumeration. Both the provincial and local activities were supported by a comprehensive advertising campaign that included radio, online and social media.

Methodology

Voter record information used during the 2013 Enumeration was extracted from the Electoral Information System on January 23, 2013. The provincial mail-out notices and the door-to-door enumeration records were created from this extract. All enumeration activities were conducted from February 25, 2013 until the close of general registration on April 23, 2013. After the close of general registration, voters could only register or update their registration in conjunction with voting.


The targeted registration activities carried out in each electoral district were conducted between February 28 and March 23, 2013. They were required to be completed by March 23 to allow Elections BC to process all of the registration transactions⁴ resulting from those activities prior to the creation of the revised voters list, which must be compiled as soon as possible after the close of general registration.

Headquarters outreach

Enumeration notice

The primary activity of the headquarters outreach was the enumeration mail-out. The intent of the mail-out was to engage eligible voters with a personalized enumeration notice sent to almost 1.9 million residential addresses. The enumeration notices asked recipients to respond as necessary to help improve the quality of the voters list. Three versions of the notice were distributed.

Figure 1: Enumeration notices



⁴ 'Transactions' refers specifically to registrations, removals, updates and confirmations of voter records on the voters list. It does not reflect the volume of calls made to the 1-800 Contact Centre or visits to OVR.

The majority of voters received the version that was sent to mailing addresses in B.C. where at least one voter was registered. This notice indicated the names of all voters registered at that address and instructed recipients to contact Elections BC online or by phone if any of the information was incorrect or incomplete. Individuals who contacted Elections BC were able to register as a voter, update their registration, or inform Elections BC that individuals on the notice were no longer residents and should be removed from that address.

Figure 2: Request for removal tool



A second version of the notice was sent to a smaller number of civic addresses where there were no registered voters. These notices stated that there were no registered voters at the address and instructed recipients to contact Elections BC to register if they were eligible to become a provincial voter, or to update their information.

A third version was sent to non-civic addresses where there were no registered voters. Non-civic addresses include post-office boxes and general delivery mailboxes. Non-civic addresses are not correlated to a residential address and may be located large distances from the owner's actual residential address. These addresses were identified using Canada Post's Point-of-Call database, a collection of all addresses to which mail is delivered in B.C.

Table 5: Number of enumeration notices mailed by type

Notice type	Recipient	Number mailed
A	Mailing address with voters	1,589,114
B	Civic address with no voters	267,279
C	Non-civic addresses with no voters	33,344
Total		1,889,737

All notices were mailed between February 25 and March 15, 2013. To avoid possible confusion, notices were not sent to addresses that had been identified by District Electoral Officers for door-to-door enumeration.

The significant change to the approach used for the 2009 Enumeration mail-out was the use of the Canada Post Point-of-Call database. This database enabled Elections BC to target only valid mailing addresses in the province and to avoid the cost of sending enumeration notices to addresses where mail could not be delivered. In 2009, more than 200,000 enumeration notices were returned to Elections BC because the address was not a valid mailing address. Using the Point-of-Call database in 2013 reduced the number of invalid addresses by more than 85%.

Contact centre

Elections BC established a 1-800 Contact Centre to support the enumeration and general election communications goals. In 2009 Elections BC contracted this service to an outside agency through the Ministry of Labour and Citizens Services. While the service provided in 2009 was effective, the contact centre was brought back in-house to provide closer control and improved response times for voter registration services. This approach provided significant cost-savings for Elections BC while improving the immediacy and timeliness of voter information and registration services.

The Elections BC contact centre was in operation from the beginning of the enumeration period on February 25, through the end of the general election. Operators were available weekdays from 8 a.m. to 8 p.m., and Saturdays from 9 a.m. to 4 p.m.

Operators provided information on a wide variety of enumeration topics and processed voter registration applications. Between February 25 and March 23, the contact centre answered over 43,000 calls. The contact centre proved to be a very efficient way for voters to register or update their information, as most calls were completed in approximately three minutes.

In addition to supporting the enumeration, the contact centre was a key component of the 2013 General Election. See the *Report of the Chief Electoral Officer on the 40th Provincial General Election* for more information about that event.

Public information and communications

Elections BC developed a comprehensive and proactive communications strategy to engage voters through a variety of media regarding the 2013 Enumeration and the 40th Provincial General Election. The strategy related to the enumeration included a variety of activities, including: advertising in newspapers, on radio, and the Internet; distributing news releases and media advisories; and the enumeration notice.

Figure 3: Newspaper ad



The question “Are you on the voters list?” was central to the communications strategy. This key message reminded voters that the election was coming and that eligible voters should register, and those already on the list should ensure their voter registration was up-to-date. The communications strategy also prompted voters to look for the enumeration notices in the mail, and to look for voter registration officials in their community during the targeted registration activities in March.

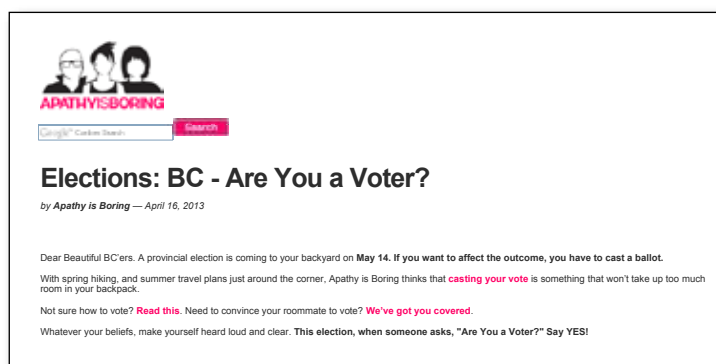
Elections BC took extra steps to communicate this message with youth, voters in ethnic communities, and other groups that have historically been under-represented on the voters list.

Youth outreach partnerships

As part of the youth outreach strategy, Elections BC partnered with Apathy is Boring to lead two enumeration and election awareness projects. Apathy is Boring is a non-partisan organization based in Quebec that uses art and technology to educate youth about democracy.

The first project was designed to make connections with civic and community organizations in B.C. that have youth networks. It provided them with tools to engage and motivate youth to register to vote, participate in the electoral process, and to vote. On behalf of Elections BC, Apathy is Boring conducted a day-long workshop with representatives of these organizations focusing on how they could engage youth in the electoral process. Apathy is Boring followed up the workshop with newsletters for participants and a social media campaign throughout the enumeration and general election period.

Figure 4: Apathy is Boring news release



The second project involved the recruitment and training of volunteer 'street teams' who conducted direct outreach to eligible voters at over 50 youth-oriented concerts and events around B.C. during the enumeration period.

Figure 5: Apathy is Boring street team



Targeted registration activities

Elections BC developed a toolbox of approaches that DEOs and DDEOs could incorporate into local enumeration plans for their electoral district. These tools included: door-to-door enumeration in areas of high mobility and new residential growth; registration drives on post-secondary campuses and high traffic areas such as shopping malls and community centres; and community outreach activities with First Nations and ethnic groups. During the election period, DEOs also enumerated long-term care facilities and conducted registration drives at facilities that support individuals who are homeless. With these tools, Elections BC adopted a proactive approach to registering new voters and updating information of voters who have moved.

DEOs and DDEOs were supported in their targeted enumeration activities by an enumerator coordinator and up to eight enumerators. DEOs and DDEOs conducted training for these voter registration officials in their communities prior to the enumeration. Province-wide, DEOs hired 83 enumerator coordinators and 558 enumerators to conduct targeted registration activities.

Targeted registration activities varied in each electoral district. Activities were carried out between March 6 and 23, 2013. Most activities were scheduled Monday through Saturday between 8 a.m. and 8 p.m.

Door-to-door enumeration

DEOs and DDEOs identified specific areas in their community that would be suitable for door-to-door enumeration including high-mobility areas, short term accommodations and areas of new development (i.e. new building complexes or subdivisions). Residents in these areas were more likely to have moved but not updated their voter registration record.

Working in pairs, teams of enumerators went door-to-door in the designated areas with the goal of visiting every assigned address at least once. Enumerators relied on their DEO and enumerator coordinator's knowledge of their community as to the best times to enumerate. In many cases, enumerators returned to addresses if contact was not initially made and where there was a reasonable expectation that a call-back would be successful. When enumerators could not make contact, a "Sorry we missed you" card and an information brochure were left behind, directing occupants to other registration opportunities.

Figure 6: "Sorry we missed you" card



Figure 7: Door-to-door enumeration form

Providing voter record information to enumerators on pre-populated forms was identified as a risk in the privacy impact assessment completed by Elections BC; however, steps were taken to mitigate this risk. Enumerators returned completed forms to Elections BC daily using registered mail to ensure all forms could be tracked. This minimized the risk of forms getting lost in transit. While this approach was more expensive than most other options considered, Elections BC concluded that it was a necessary cost of protecting the personal information of voters.

Based on the unique characteristics of their electoral districts, DEOs identified between

250 and 3,000 addresses to be visited by enumerators. Across the province, DEOs enumerated over 106,000 households. Two electoral districts, Vancouver-West End and Vancouver-False Creek, did not conduct any door-to-door enumeration due to the challenges to obtaining access to strata properties, and where door-to-door enumeration presented unacceptable personal safety risks to enumerators.

Table 6: Electoral districts with the most addresses targeted for door-to-door enumeration

Electoral district	Number of addresses targeted
Kootenay-East	2,619
Surrey-Cloverdale	2,574
Maple Ridge-Mission	2,173
Abbotsford-Mission	2,136
Abbotsford West	1,918
Penticton	1,895
Abbotsford South	1,853
Vancouver-Hastings	1,834
Peace River South	1,767
Nanaimo-North Cowichan	1,730

Registration drives

Registration drives presented an opportunity for Elections BC to gain a visible presence in the community and take voter registration to the voters. Pairs of enumerators equipped with the provincial voters list and promotional materials set up temporary registration drives in high traffic locations throughout the province. Enumerators engaged with passers-by to inform them about the enumeration and general election, advise them if their registration status was up-to-date, and register new voters or update voter registrations as necessary.

Figure 8: Registration drive



District Electoral Officers identified the best locations in their electoral districts to conduct registration drives and worked with the managers of the facilities to determine the most appropriate dates and times to conduct these activities. Suitable locations commonly included post-secondary institutions, grocery stores, shopping centres, recreation centres and libraries. In total, more than 950 registration drives were held at over 500 facilities.

Table 7: Electoral districts with the most registration drives

Electoral district	Number of registration drives
Abbotsford West	46
Vancouver-West End	40
Vancouver-Fraserview	30
Abbotsford South	29
Surrey-Cloverdale	28
Surrey-Green Timbers	28
Surrey-Panorama	24
Cariboo-Chilcotin	19
New Westminster	19
North Island	19

Enumerators used laptops containing a secure copy of the provincial voters list to quickly identify whether an individual was registered and whether the individual was correctly registered at their current address. Elections BC took significant steps to ensure the security of the voters list in order to balance the goals of the enumeration with the requirement to protect the personal information contained on the voters list.

The enumeration laptops were secured by various physical and electronic means, including security cables, multiple passwords and multiple levels of encryption. The voters list information available to enumerators was limited to the voter's name, residential address, and B.C. Driver's Licence number where the voter had previously provided it to Elections BC (approximately two-thirds of registered voters). The driver's licence number was the most efficient way to search for a registered voter, as each driver's licence number is only associated with a single voter. To minimize the disclosure of personal information, the driver's licence number was not displayed when an enumerator performed a search using the voter's name and residential address.

Enumerators were instructed to inform voters that they could not search for friends or family members of the voter who were not present. Enumerators would only disclose personal information, including the registration status of a voter, to the individual it concerned.

Enumerators were also limited to confirming whether or not the voter was registered at the address the voter provided to the enumerator. Enumerators would not otherwise disclose any personal information from the voters list, including telling an individual where the voter was currently registered, if the address provided did not match the voters list, or identifying whether the voter was registered at any previous addresses. In all cases where the enumerator advised that a voter was not correctly registered, the voter was required to complete a voter registration form or was advised to call or go online to update their voter record information.

Figure 9: Voter registration form

ELECTIONS BC A non-partisan Office of the Legislature						200A (12/09)	
APPLICATION TO REGISTER OR UPDATE A PROVINCIAL VOTER REGISTRATION							
<small>Personal information collected on this form will be used to register voters or to update voter information as authorized under the Election Act and the Freedom of Information and Protection of Privacy Act. Any unauthorized use of this information is a violation of Section 275 of the Election Act and is punishable by a fine of up to \$20,000, or imprisonment for up to two years, or both.</small>							
By submitting this form, you are confirming that you meet the following requirements:							
<ul style="list-style-type: none"> • You are a Canadian citizen • You have been a resident of B.C. for the past six months • You are 18 years of age or older or, if an election is currently in progress in your electoral district, you will be turning 18 years of age on or before General Voting Day • You are not disqualified from voting 							
You may only apply for yourself - you may not apply for someone else							
WARNING: It is an offence to make a false statement under the Election Act.							
PLEASE PRINT IN BLOCK LETTERS						OFFICE USE ONLY	
VOTER INFORMATION (Fields marked * are mandatory)							
LAST NAME *		FIRST NAME *		MIDDLE NAME(S) *			
BIRTH DATE *	GENDER	LAST 8 DIGITS OF SIN		BC DRIVER'S LICENCE	TELEPHONE NUMBER		
YY YY	MM DD	F <input type="checkbox"/> M <input type="checkbox"/>	XXXX				
HOME ADDRESS * Is your mail delivered to this address? <input type="checkbox"/> YES <input type="checkbox"/> NO							
APT NUMBER	BUILDING NUMBER	STREET NAME		CITY/TOWN	POSTAL CODE		
MAILING ADDRESS * (If your mail is not delivered to your home address)							
				CITY/TOWN	POSTAL CODE		
IF YOU ARE CHANGING YOUR VOTER RECORD (Please complete all fields above)							
PREVIOUS NAME (If you are changing your name on your voter record)							
LAST NAME *		FIRST NAME *		MIDDLE NAME(S)			
PREVIOUS HOME ADDRESS (If you have moved from the address on your voter record)							
APT NUMBER	BUILDING NUMBER	STREET NAME		CITY/TOWN	POSTAL CODE		
Please submit your registration application to Elections BC: Mailing Address: PO Box 9275 Stn Prov Govt, Victoria, BC V8W 9J6 Fax: 250-387-3578 / Toll-free Fax: 1-866-466-0665 Email: elections@elections.bc.ca Website: www.elections.bc.ca				If you have questions about registering to vote or about privacy and protection of voter information, please call Elections BC Voter Services at 250-387-5305 or toll-free at 1-800-661-8663. Access to the voters list is restricted under the Election Act to protect the privacy rights of individuals.			

Community outreach

Community outreach activities were conducted to engage groups typically under-represented in the electoral process. DEOs identified First Nations communities and other ethnic, cultural and demographic groups in their electoral districts that they felt could benefit from a community outreach event.

These outreach events were tailored to meet the needs of the target community, but typically took place in First Nations communities, at community centres, ethnic centres, high schools, and facilities supporting individuals who are homeless. These events included registration activities, but also provided the DEO, DDEO or members of the enumeration team an opportunity to engage an assembled group of community members. Community outreach events highlighted voting opportunities and employment opportunities in their area related to the general election. DEOs played a more central role in these activities in order to establish and strengthen relationships between Elections BC and the community.

Nearly 150 outreach events were held at over 130 facilities across the province.

Table 8: Electoral districts with the most community outreach activities

Electoral district	Number of community outreach activities
Stikine	14
Chilliwack-Hope	10
Powell River-Sunshine Coast	10
Cariboo-Chilcotin	9
Fraser-Nicola	7
North Coast	7
Peace River South	6
Richmond East	6
Burnaby-Edmonds	5
Nanaimo-North Cowichan	4

Enumeration to support voting at site-based voting areas

Site-based voting areas (SVAs) are established throughout the province to establish voting opportunities for voters who would not otherwise be able to attend a regular voting place. SVAs are typically established in long-term care or similar facilities where voters are permanent residents. Voting in SVAs is conducted according to procedures for general voting.

Figure 10: Voter registration at a site-based voting area



To facilitate the voting process in a timely and expeditious manner, Elections BC enumerates all SVAs before the close of general registration to ensure that the voters list is as accurate as possible. Teams of enumerators are provided with pre-populated voter registration forms for voters already registered at the facility and this information is verified or updated during the enumeration visit. Eligible residents who are not already on the voters list can complete an application to register as a provincial voter. A voting team returns to the SVA on or before General Voting Day to conduct voting. Together, the SVA enumeration and voting opportunity facilitate voting for citizens who would otherwise likely not be able to vote. Approximately 29,000 voters were enumerated at SVAs prior to the 2013 General Election. For more information about the conduct of the election, see the *Report of the Chief Electoral Officer on the 40th Provincial General Election*.

Enumeration to support voters who are homeless

Enumeration activities to support voters who are homeless are conducted to a greater or lesser extent in every electoral district based on the needs of the community. As part of enumeration planning, Elections BC compiled location and contact information for homeless shelters and other facilities that provide services to people living homeless. DEOs contacted the administrators of these facilities ahead of the enumeration to notify them of the enumeration and its purposes and worked with the administrators to establish suitable dates and times for the enumeration visits.

Eligible voters who use these facilities may face unique barriers to voting including a lack of personal identification that proves the voter's identity or residential address. Teams of enumerators visit these facilities prior to the close of general registration to provide information about voting opportunities, to provide registration information and services, and to facilitate acceptable personal identification for voting through the Attestation of Residence program. The Attestation of Residence program enables eligible voters who are homeless to use the facility's address as their residential address and provides them with an acceptable identification document for this purpose. Prior to the 2013 General Election, Elections BC visited 156 facilities that provide services to voters who are homeless. For more information about the conduct of the election, see the *Report of the Chief Electoral Officer on the 40th Provincial General Election*.

2013 Enumeration outcomes

Results

Elections BC measures the results of the enumeration based on the total number of voters list transactions that occur during the enumeration period, February 25 – April 23, 2013.

To measure the success of any one of the enumeration activities by the number of registrations, updates or removals submitted by voters at that activity would not be sufficient. The 2013 Enumeration provided voters with multiple channels for participation, and attributing a transaction on the voters list with a single activity would be difficult, and potentially misleading. A voter may have received an enumeration notice at their address that did not reflect who currently lived there, but did not act upon the notice until after meeting the DEO at a community outreach activity. Similarly, a young voter may have met members of an Apathy is Boring street team at a concert, or enumerators at a registration drive on campus, but waited until getting home to update their information with Elections BC through the Online Voter Registration tool. Alternatively, voters may have heard the enumeration message multiple times, but only updated their registration when they went to vote during the election.

The various enumeration activities also increased the visibility of Elections BC in the community, built relationships with community groups, and informed voters about voting and employment opportunities.

Headquarters outreach

Enumeration notice

Elections BC learned from the large number of enumeration notices returned in 2009 due to invalid addresses. By using the Canada Post Point-of-Call database in 2013 Elections BC was able to reduce the number of notices returned to Elections BC because of invalid addresses from more than 205,000 to just 25,000. This change benefited rural voters in particular, where residents are less likely to receive mail at a civic address.

Youth outreach partnerships

Apathy is Boring's volunteer street teams conducted voter registration outreach at 51 events, collected 572 registration forms and interacted with over 10,000 youth. These interactions presented opportunities for Apathy is Boring to share information about voter registration and the general election; however, voter registration forms were only completed by five percent of the youth they spoke to. Apathy is Boring reported to Elections BC that many youth were reluctant to provide the personal information required to complete a voter registration form to a stranger, even when assured the information was then being provided to Elections BC.

Targeted registration activities

Door-to-door enumeration

District Electoral Officers identified 106,423 addresses in their plans for door-to-door enumeration. The level of success in visiting all of the addresses identified in the DEO's plans varied from district to district, but averaged over 98.5%. Despite not being able to visit every address identified in the plan, enumerators more than made up for this by visiting addresses that they encountered while enumerating that were not identified in the plan. By March 23, enumerators had visited 106,685 addresses across the province.

Despite returning to some addresses up to three times, and at various times of day and days of the week, enumerators were only able to speak to voters at the door approximately two-thirds of the time. In the other 39,000 cases, enumerators left the "sorry we missed you" card and information brochure behind.

Registration drives

Enumerators conducted 959 events at 522 facilities during the enumeration period. At registration drives, enumerators shared information about the enumeration and general election with an estimated 44,000 voters, but averaged only nine completed registration forms at each event. Enumerators found that many voters they spoke to were not interested in taking the time to register or update their information at the table, but were willing to take information away with them. This makes it difficult for Elections BC to evaluate the effectiveness of registration drives at registering new voters or updating the registration status of existing voters.

Community outreach

DEOs and enumerators conducted 149 community outreach events at 134 facilities. These events varied based on the needs of the local community, but were seen to be very successful in some areas.

For example, in Cariboo-Chilcotin, after consulting with the local First Nation bands and Aboriginal members of the enumeration team, rather than conducting registration drives in the band offices the DEO hired an additional enumerator from each of the bands to assist the other enumerators in their local registration activities. The local First Nations enumerator guided the other enumerators around the reserve and made the necessary introductions required to gain the trust of the other residents in their homes. Some of these enumerators also acted as interpreters when meeting with elders. This approach led to hundreds of new Aboriginal voters being registered in the electoral district, including a large number of youth. This approach also helped the DEO establish a positive relationship with the First Nations communities in the district, which Elections BC will look to build upon.

Elections BC will communicate factors for success such as these to all DEOs in future to enable them to build on the lessons learned from the 2013 Enumeration.

Site-based voting areas and facilities serving voters who are homeless

With the assistance of hundreds of facility administrators around the province and their staff, 309 enumerators were able to provide efficient and effective registration services to over 29,000 voters at 632 SVA facilities during the April enumeration period.

Enumerators confirmed the registration status of 16,110 voters, updated registration information for 8,998 voters, and removed 4,218 voters who were deceased or no longer resident at the facility.

The relationships built with administrators, staff, and voters during the SVA enumeration were invaluable when election officials returned to conduct voting during the election period, as many of the enumerators were also hired as the election officials for these facilities.

Enumerators in 46 electoral districts conducted face-to-face voter registration activities at 156 shelters and other facilities that provide services to voters who are homeless.

Voter record transactions

During the enumeration period, nearly 250,000 voters list transactions resulted from the enumeration activities. An additional 47,000 voters list transactions unrelated to the enumeration resulted from operational activities during this period, such as updates from the National Register of Electors, ICBC and Vital Statistics.

Table 9: Voters list transactions resulting from enumeration activities, February 25, 2013 – April 23, 2013 (also showing voting day transactions as of May 14, 2013)

Date	Registered voters	Change	Registrations	Removals	Updates	Confirms	Total transactions
February 25, 2013	3,145,843	-	-	-	-	-	-
April 23, 2013	3,116,626	-29,217	41,281	65,583	97,693	43,436	247,993
May 14, 2013	3,176,455	59,829	59,829	-	81,451	-	141,280

Achieving goals

Elections BC contracted BC Stats to conduct a voters list quality study to measure the quality of the voters list at three points: just prior to the start of the enumeration, January 23, 2013; after the close of general registration, April 23, 2013; and on General Voting Day, May 14, 2013. BC Stats performed the measurements by analyzing the additions, deletions and changes to records on the voters list that took place between January 23 and April 24, and between April 24 and May 14.

The study found that between the start of the enumeration and the close of general registration, voters list coverage decreased from 96.3% to 95.1% as over 65,000 voters were removed from the voters list. Between the close of general registration and General Voting Day, voters list coverage increased to 96.9% as almost 60,000 voters registered in conjunction with voting.

The study also found that currency increased from 89.4% to 92.7% during the enumeration period, and increased again to 94.2% as of General Voting Day. These increases to the currency of the list reflect the more than 200,000 registrations, updates and removals that took place during the enumeration period and the 141,000 registrations and updates that took place in conjunction with voting.

Table 10: Detailed 2013 Enumeration coverage and currency results

Date	Eligible voter population	Total registered voters	Coverage	Currency
January 23, 2013	3,266,873	3,145,876	96.3%	89.4%
April 23, 2013	3,278,733	3,116,626	95.1%	92.7%
May 14, 2013	3,279,141	3,176,455	96.9%	94.2%

As a result of these improvements to the voters list, the goals of matching the 91.1% coverage, 88.3% currency, and 80.4% net currency levels in 2009 were exceeded by 4%, 4.4%, and 7.8% respectively at the close of general registration. When registrations and updates that took place in conjunction with voting are included, the coverage, currency, and net currency in 2013 exceeded the goals by 5.8%, 5.9% and 10.9%, respectively.⁵

The quality study also determined the net currency in each region of the province. The study showed that Elections BC met its second goal of achieving at least 65% net currency in all regions of the province. At the close of general registration net currency ranged from a low of 86.7% in the North region, to a high of 93.7% in the Richmond-Delta region. As of General Voting Day net currency ranged from a low of 82.6% in the North region, to a high of 91.8% in the Richmond-Delta region. For a table of the coverage, currency and net currency in each region of the province, see Appendix C.

The third enumeration goal, to achieve coverage of 73% of voters aged 18-24 (youth) was not achieved. Demographic analysis of the voters list revealed that 55.9% of eligible voters aged 18-24 were registered to vote as of April 23, 2013 and 62.4% were registered to vote as of General Voting Day.

The fourth goal, to improve the quality of the voters list in every electoral district was achieved through the enumeration's comprehensive outreach activities.

Table 11: 2013 Enumeration objectives and results

	Goal	Result at April 23, 2013	Result at May 14, 2013
Coverage (province)	91.1%	95.1%	96.9%
Currency (province)	88.3%	92.7%	94.2%
Net currency (province)	80.4%	88.2%	91.3%
Minimum net currency (region)	65.0%	82.6%	86.5%
Coverage 18-24 year olds (province)	73.0%	55.9%	62.4%
Improve quality in all electoral districts	Yes	Yes	Yes

⁵ As of General Voting Day, May 12, 2009, quality levels were measured at: coverage 92.5%, currency 89.7%, net currency 83.0%.

Conclusion

Effectiveness

Based on the coverage and currency measurements, the 2013 Enumeration achieved a higher quality voters list than was achieved during the 2009 Enumeration (previously the highest quality voters list in recent history). The voters list at the close of general voting included almost 97% of the eligible voters in the province and over 94% of the voters on the list were on the list at the correct address.

The 2013 Enumeration registered over 41,000 new voters while removing more than 65,000 voters who were no longer eligible, or no longer resident at a specific address. These transactions, combined with the almost 100,000 updates between February 25 and April 23, 2013 meant that Elections BC was able to provide candidates and political parties with a high quality voters list. Candidates and political parties were therefore better equipped to communicate with voters during the 2013 General Election than in previous elections.

The higher quality voters list also meant that more voters were likely to receive accurate Where to Vote cards informing them of the dates, times and locations of voting opportunities. By providing a higher quality voters list to election officials, Elections BC was able to provide voters with an improved voting experience and reduce the likelihood that voters would face administrative barriers to voting.

Not only was the voters list improved provincially, but also in every region of the province. In 11 of 12 regions, the net currency of the voters list was above 86%. Even in the North, the region with the lowest net currency in the province, the voters list achieved 82.6% net currency.

The targeted registration activities planned and conducted by DEOs helped improve the quality of the voters list in all electoral districts across the province. Their efforts also helped Elections BC improve the quality of the list in rural areas where quality has historically been lower. The community outreach activities also helped build relationships that over time should improve the quality of the voters list among demographics that have traditionally been lower.

Elections BC did not achieve its coverage target for youth. Elections BC recognizes that, like voting, being registered is a choice and choosing to become registered is a function of much more than the outreach efforts undertaken by election management bodies. While the 73% youth coverage target was not achieved during the 2013 Enumeration, Elections BC is committed to continuing to ensure the accessibility of registration information and opportunities for young voters who wish to participate.

Elections BC developed the current enumeration model by building upon previous successes and listening to the needs of its stakeholders. Voters require an efficient voting process with minimal administrative barriers. Candidates, political parties and MLAs require an effective tool with which to communicate with voters. By adding new targeted registration activities to the enumeration mail-out approach used in 2009, Elections BC has helped all stakeholders better meet their goals and has done so in a cost-effective, comprehensive manner.

Issues analysis

During the 2013 Enumeration, a number of issues were identified which may impact the conduct of future enumerations. These issues will be the subject of further analysis and Elections BC will apply lessons learned where appropriate to improve future enumeration methodologies.

Youth coverage

Despite concerted outreach efforts, Elections BC once again found it a challenge to engage with youth during the enumeration, as measured by the lower rates of coverage amongst 18-24 year olds. Youth are currently the least likely to be registered and are also the most difficult demographic group for Elections BC to reach – youth outside of the post-secondary education system are particularly difficult to reach. As a demographic, youth are very mobile and based on anecdotal feedback during the enumeration, many don't see the benefit of registration and are wary of giving personal information to strangers. For example, Apathy is Boring street teams found far lower response rates for their voter registration efforts than for similar outreach activities involving questionnaires and quizzes. While historical trends suggest that youth are more likely to become registered (and vote) as they grow older, Elections BC will continue to look for ways to ensure the accessibility of registration information and opportunities for participation.

Registration drives

The effectiveness of the registration drives implemented for the 2013 Enumeration is currently being reviewed by Elections BC. While the activities did not result in large numbers of new registrations and updates being made at the registration tables themselves, Elections BC believes that the visibility of enumerators in these public places contributed to the large volume of transactions through OVR and by phone. For reasons discussed earlier in this report, attributing specific transactions to a single enumeration activity is not an accurate reflection of the proceedings. Registration drives also contributed to increasing knowledge of voting and employment opportunities. Elections BC will work to rationalize the expectations and objectives of this activity.

Door-to-door enumeration

Elections BC has not conducted a door-to-door enumeration since 1989. For the 2013 Enumeration, Elections BC empowered DEOs as experts on their local communities to make all decisions about the number and type of addresses to enumerate in this manner. As such, the number of addresses targeted varied greatly from district to district based on individual DEOs' estimates of where door-to-door enumeration would be most appropriate and the amount of effort it would take. Based on the collective experience of DEOs and enumerators at the 2013 Enumeration, Elections BC has developed certain assumptions and expectations for future efforts. While the type and amount of door-to-door enumeration will continue to vary from district to district, Elections BC will likely specify a minimum number of addresses to be targeted in each electoral district.

Elections BC expenses

The following expenses were incurred by Elections BC in conducting the 2013 Enumeration.

Central office expenses	
Expense categories	Combined totals for fiscal years 2011/2012, 2012/2013 and 2013/2014
Salaries	621,475
Professional services	284,699
Information systems	380,107
Advertising & publications	603,905
General office expenses	358,433
Travel	30,108
Training	73,950
Telephones	55,017
Postage services/postage/courier	1,412,182
Total	\$3,819,876
District electoral office expenses (see details on following pages)	
Total	\$2,163,105
Total enumeration expenses	\$5,982,981
Total number of registered voters on April 23, 2013	3,116,626
Cost per registered voter	\$1.92

Electoral district	District Electoral Officer wages	Deputy District Electoral Officer wages	Enumerators salary	Employer EI/CPP contributions	Travel expenses	General office expenses	Total
	\$	\$	\$	\$	\$	\$	\$
Abbotsford-Mission	4,945	3,973	19,399	1,568	2,645	333	32,863
Abbotsford South	4,945	3,973	21,845	1,708	2,949	1,456	36,876
Abbotsford West	4,945	3,474	16,874	1,470	2,341	399	29,503
Alberni-Pacific Rim	4,945	3,973	13,260	1,255	494	482	24,409
Boundary-Similkameen	4,945	3,973	15,059	1,321	3,279	515	29,092
Burnaby-Deer Lake	4,945	3,973	16,749	1,472	571	583	28,293
Burnaby-Edmonds	4,945	3,973	12,095	1,318	784	1,136	24,251
Burnaby-Lougheed	4,945	3,973	11,856	1,356	1,989	441	24,560
Burnaby North	6,115	2,998	14,622	1,588	2,057	651	28,031
Cariboo-Chilcotin	4,945	4,846	13,486	1,355	4,594	571	29,797
Cariboo North	4,945	3,973	11,658	959	4,373	330	26,238
Chilliwack	4,945	3,723	8,351	883	1,725	417	20,044
Chilliwack-Hope	4,945	3,973	16,492	1,464	3,333	458	30,665
Columbia River-Revelstoke	4,945	3,973	11,461	1,392	4,508	366	26,645
Comox Valley	4,945	3,973	14,929	1,454	2,688	522	28,511
Coquitlam-Burke Mountain	4,945	3,723	11,814	1,123	2,605	402	24,612
Coquitlam-Maillardville	4,945	3,973	15,964	1,120	1,807	425	28,234
Cowichan Valley	4,945	3,973	9,537	1,202	1,941	290	21,888
Delta North	4,945	3,973	7,748	684	1,045	310	18,705
Delta South	4,945	3,973	3,338	778	312	250	13,596
Esquimalt-Royal Roads	4,945	3,723	8,195	942	1,200	268	19,273
Fort Langley-Aldergrove	4,945	3,973	11,484	1,074	1,999	1,092	24,567
Fraser-Nicola	4,945	7,072	12,771	1,134	3,314	725	29,961
Juan de Fuca	4,945	3,973	9,994	1,128	1,681	390	22,111
Kamloops-North Thompson	4,945	3,973	12,420	930	1,930	767	24,965
Kamloops-South Thompson	4,945	3,973	15,564	1,343	2,239	549	28,613
Kelowna-Lake Country	4,945	3,973	9,370	706	2,251	230	21,475
Kelowna-Mission	4,945	3,973	14,165	990	2,068	823	26,964
Kootenay East	4,945	3,973	17,831	1,556	3,041	871	32,217
Kootenay West	4,945	3,973	10,629	1,157	2,200	509	23,413
Langley	4,945	3,973	10,556	1,124	671	486	21,755
Maple Ridge-Mission	4,945	3,973	14,966	1,293	3,825	475	29,477
Maple Ridge-Pitt Meadows	4,945	3,973	11,814	1,169	1,044	540	23,485
Nanaimo	4,945	3,973	15,818	1,206	1,549	350	27,841
Nanaimo-North Cowichan	4,612	3,973	11,586	1,353	2,620	313	24,457


Electoral district	District Electoral Officer wages	Deputy District Electoral Officer wages	Enumerators salary	Employer EI/CPP contributions	Travel expenses	General office expenses	Total
	\$	\$	\$	\$	\$	\$	\$
Nechako Lakes	4,945	3,723	12,701	1,358	3,928	499	27,154
Nelson-Creston	4,945	3,973	11,970	1,379	2,775	594	25,636
New Westminster	4,945	3,973	16,749	1,443	1,392	594	29,096
North Coast	4,945	2,600	3,713	420	1,769	282	13,729
North Island	4,945	7,946	14,560	1,757	4,339	1,428	34,975
North Vancouver-Lonsdale	4,945	3,973	14,981	973	2,270	1,100	28,242
North Vancouver-Seymour	4,945	3,973	8,986	1,064	498	839	20,305
Oak Bay-Gordon Head	4,945	3,973	8,791	1,161	859	290	20,019
Parksville-Qualicum	4,945	3,973	15,038	1,363	1,174	530	27,023
Peace River North	4,945	7,447	6,726	1,247	717	600	21,682
Peace River South	4,945	3,224	14,114	1,094	3,803	700	27,880
Penticton	4,945	3,973	15,085	1,657	2,682	1,052	29,394
Port Coquitlam	4,945	3,973	11,372	1,247	1,544	330	23,411
Port Moody-Coquitlam	7,371	6,032	10,889	1,403	1,563	508	27,766
Powell River-Sunshine Coast	4,945	7,072	7,561	1,281	1,169	314	22,342
Prince George-Mackenzie	4,945	3,973	14,425	1,352	2,049	459	27,203
Prince George-Valemount	4,945	3,323	12,869	1,171	2,678	567	25,553
Richmond Centre	4,945	3,973	11,960	1,217	1,384	1,020	24,499
Richmond East	4,945	3,973	10,431	1,248	1,371	280	22,248
Richmond-Steveston	4,945	3,723	8,003	1,071	710	425	18,877
Saanich North and the Islands	4,945	3,973	12,272	900	1,929	487	24,506
Saanich South	4,945	0	5,398	296	628	611	11,878
Shuswap	4,945	3,973	12,958	884	2,434	741	25,935
Skeena	4,945	3,973	6,999	695	901	370	17,883
Stikine	4,945	3,973	10,321	1,365	2,379	940	23,923
Surrey-Cloverdale	4,945	3,973	22,282	1,825	3,302	1,114	37,441
Surrey-Fleetwood	4,945	3,973	10,577	689	998	489	21,671
Surrey-Green Timbers	4,945	3,973	13,551	1,277	744	1,376	25,866
Surrey-Newton	4,945	3,973	7,478	770	1,606	320	19,092
Surrey-Panorama	4,945	3,973	16,983	1,031	1,998	733	29,663
Surrey-Tynehead	4,945	3,973	10,088	1,358	1,504	570	22,438
Surrey-Whalley	4,945	3,973	12,802	1,096	1,838	371	25,025
Surrey-White Rock	4,945	3,973	11,044	832	1,163	850	22,807
Vancouver-Fairview	4,945	2,850	13,970	1,014	2,244	617	25,640
Vancouver-False Creek	4,945	3,973	11,068	1,232	749	3,640	25,607

Electoral district	District Electoral Officer wages	Deputy District Electoral Officer wages	Enumerators salary	Employer EI/CPP contributions	Travel expenses	General office expenses	Total
	\$	\$	\$	\$	\$	\$	\$
Vancouver-Fraserview	4,945	3,973	13,962	1,284	2,155	1,585	27,904
Vancouver-Hastings	4,945	3,973	15,239	1,367	3,032	1,220	29,776
Vancouver-Kensington	4,945	3,723	10,010	910	602	820	21,010
Vancouver-Kingsway	4,945	3,973	12,584	1,226	1,602	573	24,903
Vancouver-Langara	4,945	3,973	13,156	1,289	1,685	538	25,586
Vancouver-Mount Pleasant	4,945	3,973	15,413	1,671	1,116	798	27,916
Vancouver-Point Grey	4,945	3,973	12,085	1,078	1,231	566	23,878
Vancouver-Quilchena	4,945	3,723	12,215	1,398	2,064	372	24,717
Vancouver-West End	4,945	3,973	18,970	1,678	1,344	450	31,360
Vernon-Monashee	4,945	3,973	15,642	1,589	1,512	599	28,260
Victoria-Beacon Hill	4,945	2,850	17,649	1,390	2,468	870	30,172
Victoria-Swan Lake	4,945	3,973	10,369	957	1,965	270	22,479
West Vancouver-Capilano	4,945	3,973	12,542	1,398	2,176	928	25,962
West Vancouver-Sea to Sky	4,945	7,946	11,981	1,323	1,562	602	28,359
Westside-Kelowna	4,451	3,723	14,087	1,441	2,515	810	27,027
Total \$	423,094	345,790	1,068,319	102,744	167,792	55,366	2,163,105

NOTE - General office expense includes: cell phone usage, registration site rentals, office supplies, table/chair rental, training room rental, postage/courier and safety equipment.


Appendices

Appendix A: Enumeration notice examples



Please check:
The voter(s) listed in box **A**
are registered at the residential
address in box **B**

Electoral District: Electoral district name

	000XXX
RESIDENT 1234 STREET NAME CITY/TOWN BC POSTAL CODE	1/2 XXXXX

A - Voter information

Voter(s) registered at this address: Voter code

Last Name, First Name, Middle Name	XXX
Last Name, First Name, Middle Name	XXX
Last Name, First Name, Middle Name	XXX
Last Name, First Name, Middle Name	XXX
Last Name, First Name, Middle Name	XXX
Last Name, First Name, Middle Name	XXX

B - Residential address

1234 Street Name, City/Town

Address Code: XXXXXX

Please confirm your voter information.

It's important you vote in the May 2013 General Election.


1. If the information in box **A** and box **B** is correct, you are ready to vote.
You will get information from Elections BC about the May 14, 2013 General Election.
2. If the information in box **A** or box **B** is NOT correct, update your information online:
www.elections.bc.ca/ovr
or call toll-free **1-800-661-8683**
3. If voters listed in box **A** no longer live at the address in box **B**, contact Elections BC to have them removed from your address:
www.elections.bc.ca/remove
or call toll-free **1-800-661-8683**
4. If you live at the address in box **B**, but are not listed in box **A**, you can register to vote.
To vote in B.C. you must:
 - be a Canadian citizen
 - be 18 or older
 - have lived in B.C. for the past six months, and
 - not be disqualified from voting
 Register with Elections BC online:
www.elections.bc.ca/ovr
or call toll-free **1-800-661-8683**

Do you have questions?
Visit the Elections BC website www.elections.bc.ca
or call toll-free **1-800-661-8683** (Mon-Fri 8 a.m. - 8 p.m., Sat 9 a.m. - 4 p.m.)

3ENUA
2002B-A (12/12)

Front

Type A - Mailing address with voters




Hello from Elections BC

Are you on the voters list?

Elections BC is updating the voters list for the May 2013 General Election and we need your help.

Please take the time to read and follow the steps on the other side of this notice.

Thank you for helping Elections BC keep the provincial voters list up-to-date.



Keith Archer

Keith Archer
Chief Electoral Officer
British Columbia




It's important you vote in the May 2013 General Election.

When you vote, you have a say in the future of B.C.
Registering to vote gives you a voice in our democracy.
Do something important – register and vote.

Personal information collected by Elections BC under the authority of the *Election Act* is for voter registration and other electoral purposes. For more information, go to www.elections.bc.ca/privacy or contact: Privacy Officer at 250-387-5305 or 1-800-661-8683 (toll-free), Suite 100-1112 Fort St. Victoria, B.C. V8V 3K8, email: electionsbc@elections.bc.ca.


Back



ELECTIONS BC
A non-partisan Office of the Legislature

Please check:
There are no voters registered at the residential address in box B.

A - Voter information	
Voter(s) registered at this address:	Voter code
B - Residential address	
1234 Street Name, City/Town	
Address Code:	



000XXX
1/2
XXXXXX

RESIDENT
1234 STREET NAME
CITY/TOWN BC POSTAL CODE

Are you a registered voter?

It's important you vote in the May 2013 General Election.


1. There are no voters registered at the residential address in box B.
If you are a registered voter, update your information online:
www.elections.bc.ca/ovr
or call toll-free **1-800-661-8683**
2. To vote in B.C. you must:
 - be a Canadian citizen
 - be at least 18 years old
 - have lived in B.C. for the past six months, and
 - not be disqualified from voting
 Register with Elections BC online:
www.elections.bc.ca/ovr
or call toll-free **1-800-661-8683**
3. Registered voters will get information from Elections BC about the May 14, 2013 General Election.

Do you have questions?
Visit the Elections BC website www.elections.bc.ca
or call toll-free **1-800-661-8683** (Mon-Fri 8 a.m. - 8 p.m., Sat 9 a.m. - 4 p.m.)

3ENUD
2002A-A (12/12)

Front

Type B - Civic addresses with no voters



ELECTIONS BC
A non-partisan Office of the Legislature


Hello from Elections BC

Are you on the voters list?


Elections BC is updating the voters list for the May 2013 General Election and we need your help.

Please take the time to read and follow the steps on the other side of this notice.

Thank you for helping Elections BC keep the provincial voters list up-to-date.



Keith Archer
Chief Electoral Officer
British Columbia





It's important you vote in the May 2013 General Election.

When you vote, you have a say in the future of B.C.
Registering to vote gives you a voice in our democracy.
Do something important – register and vote.

Personal information collected by Elections BC under the authority of the *Election Act* is for voter registration and other electoral purposes. For more information, go to www.elections.bc.ca/privacy or contact: Privacy Officer at 250-387-5305 or 1-800-661-8683 (toll-free), Suite 100-1112 Fort St. Victoria, B.C. V8V 3K6, email: electionsbc@elections.bc.ca.

Back

ELECTIONS BC
A non-partisan Office of the Legislature

000XXX
1/2
XXXXX

RESIDENT
PO Box
CITY/TOWN BC POSTAL CODE

**There is a
General Election
on May 14, 2013.**

Be ready, be heard.

Are you a registered voter?

It's important you vote in the May 2013 General Election.

1. If you are a registered voter you are ready to vote.
To confirm your registration call toll-free **1-800-661-8683**.
2. To vote in B.C. you must:
 - be a Canadian citizen
 - be 18 or older
 - have lived in B.C. for the past six months, and
 - not be disqualified from voting
 Register with Elections BC online:
www.elections.bc.ca/ovr
or call toll-free **1-800-661-8683**
3. Registered voters will get information from Elections BC about the May 14, 2013 General Election.

Do you have questions?
Visit the Elections BC website **www.elections.bc.ca**
or call toll-free **1-800-661-8683** (Mon-Fri 8 a.m. - 8 p.m., Sat 9 a.m. - 4 p.m.)

3ENUG
2002F (12/12)

Front

Type C - Non-civic addresses with no voters

ELECTIONS BC
A non-partisan Office of the Legislature

Hello from Elections BC

Are you on the voters list?

Elections BC is updating the voters list for the May 2013 General Election and we need your help.

Please take the time to read and follow the steps on the other side of this notice.

Thank you for helping Elections BC keep the provincial voters list up-to-date.

Keith Archer
Keith Archer
Chief Electoral Officer
British Columbia

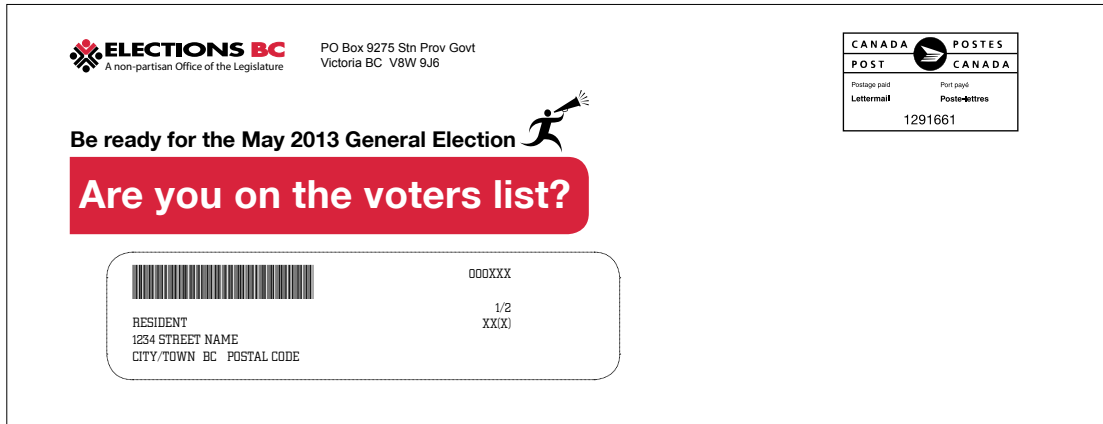
**It's important you vote in the
May 2013 General Election.**

When you vote, you have a say in the future of B.C.
Registering to vote gives you a voice in our democracy.
Do something important - register and vote.

Personal information collected by Elections BC under the authority of the *Election Act* is for voter registration and other electoral purposes. For more information, go to www.elections.bc.ca/privacy or contact: Privacy Officer at 250-387-5305 or 1-800-661-8683 (toll-free), Suite 100-1112 Fort St. Victoria, B.C. V8V 3K6, email: electionsbc@elections.bc.ca.

Back

Enumeration notice envelope



Appendix B: Targeted enumeration activities by electoral district

Electoral district	Registration drives	Community outreach	Site-based voting area facilities	Homeless facilities	Door-to-door addresses targeted
Abbotsford-Mission	15	4	2	3	2,269
Abbotsford South	29	-	14	1	2,101
Abbotsford West	46	-	3	-	1,673
Alberni-Pacific Rim	9	1	4	2	1,495
Boundary-Similkameen	12	2	10	2	1,385
Burnaby-Deer Lake	8	-	9	2	1,225
Burnaby-Edmonds	6	5	9	2	1,216
Burnaby-Lougheed	13	-	3	-	1,337
Burnaby North	10	1	4	-	1,948
Cariboo-Chilcotin	19	9	6	2	755
Cariboo North	7	4	2	1	1,782
Chilliwack	9	2	16	2	380
Chilliwack-Hope	4	10	6	1	1,655
Columbia River-Revelstoke	9	1	5	-	1,332
Comox Valley	14	1	6	3	1,436
Coquitlam-Burke Mountain	8	-	1	-	857
Coquitlam-Maillardville	14	2	10	-	1,341
Cowichan Valley	12	1	6	3	1,095
Delta North	3	-	2	-	1,328
Delta South	2	1	8	-	416
Esquimalt-Royal Roads	9	-	3	-	770
Fort Langley-Aldergrove	12	-	5	-	1,262
Fraser-Nicola	11	7	8	6	1,339
Juan de Fuca	3	3	4	-	837
Kamloops-North Thompson	7	-	17	2	546
Kamloops-South Thompson	11	3	9	2	1,137
Kelowna-Lake Country	4	-	7	1	1,106
Kelowna-Mission	7	-	16	-	1,827
Kootenay East	16	1	8	2	3,003
Kootenay West	16	-	11	-	241
Langley	16	-	13	2	447
Maple Ridge-Mission	10	2	8	1	2,368
Maple Ridge-Pitt Meadows	4	-	3	1	1,267
Nanaimo	8	-	13	1	1,859
Nanaimo-North Cowichan	5	5	6	1	1,747
Nechako Lakes	10	4	10	-	1,100
Nelson-Creston	12	1	6	4	965
New Westminster	19	-	6	10	1,205

Electoral district	Registration drives	Community outreach	Site-based voting area facilities	Homeless facilities	Door-to-door addresses targeted
North Coast	2	7	4	2	580
North Island	19	4	8	3	1,030
North Vancouver-Lonsdale	13	-	4	-	1,405
North Vancouver-Seymour	9	2	4	-	1,474
Oak Bay-Gordon Head	7	-	9	-	836
Parksville-Qualicum	11	1	13	-	1,557
Peace River North	6	1	6	-	693
Peace River South	10	6	7	2	1,801
Penticton	2	-	18	1	2,354
Port Coquitlam	9	-	6	-	1,107
Port Moody-Coquitlam	8	10	3	-	1,129
Powell River-Sunshine Coast	10	3	8	7	638
Prince George-Mackenzie	7	1	3	1	2,206
Prince George-Valemount	10	1	14	4	1,539
Richmond Centre	11	-	4	-	1,894
Richmond East	2	6	3	1	1,819
Richmond-Steveston	5	-	5	-	931
Saanich North and the Islands	5	1	13	2	1,257
Saanich South	2	3	3	-	424
Shuswap	7	2	13	-	1,615
Skeena	4	2	6	1	747
Stikine	9	14	4	3	466
Surrey-Cloverdale	28	-	9	-	2,171
Surrey-Fleetwood	8	-	6	-	813
Surrey-Green Timbers	28	-	2	-	613
Surrey-Newton	13	-	1	1	333
Surrey-Panorama	24	-	4	2	732
Surrey-Tynehead	8	1	1	-	1,206
Surrey-Whalley	5	-	11	1	1,108
Surrey-White Rock	4	-	15	1	930
Vancouver-Fairview	5	-	11	3	1,212
Vancouver-False Creek	30	-	4	5	-
Vancouver-Fraserview	16	2	15	-	1,213
Vancouver-Hastings	18	-	5	3	2,212
Vancouver-Kensington	5	1	1	1	1,790
Vancouver-Kingsway	15	-	8	-	1,265
Vancouver-Langara	14	-	9	1	1,184
Vancouver-Mount Pleasant	8	1	16	32	1,288

Electoral district	Registration drives	Community outreach	Site-based voting area facilities	Homeless facilities	Door-to-door addresses targeted
Vancouver-Point Grey	18	3	6	2	1,121
Vancouver-Quilchena	12	2	4	-	1,241
Vancouver-West End	40	-	3	3	-
Vernon-Monashee	13	1	11	7	1,416
Victoria-Beacon Hill	12	-	22	4	1,739
Victoria-Swan Lake	14	1	15	1	1,126
West Vancouver-Capilano	6	-	7	-	1,429
West Vancouver-Sea to Sky	10	2	3	1	1,621
Westside-Kelowna	8	1	6	4	1,106
Total	959	149	632	156	106,423

Appendix C: Coverage, currency and net currency by region

Region	Result at April 23, 2013			Result at May 14, 2013		
	Currency	Coverage	Net Currency	Currency	Coverage	Net Currency
Burnaby and New Westminster	92.5%	97.6%	90.3%	93.2%	99.1%	92.4%
Cariboo - Thompson	93.6%	92.6%	86.7%	95.0%	94.8%	90.1%
Columbia - Kootenay	93.5%	95.9%	89.7%	94.6%	97.8%	92.5%
Fraser Valley	93.1%	93.4%	87.0%	94.5%	94.9%	89.7%
North Shore	93.9%	95.3%	89.5%	94.9%	97.3%	92.3%
Okanagan	92.1%	95.3%	87.8%	93.9%	97.0%	91.1%
Richmond - Delta	93.7%	98.0%	91.8%	94.4%	99.3%	93.7%
Surrey	93.2%	94.5%	88.1%	94.2%	96.2%	90.6%
The North	93.0%	88.8%	82.6%	94.5%	91.7%	86.7%
Tri-Cities	93.9%	95.3%	89.5%	94.5%	96.7%	91.4%
Vancouver	91.3%	95.3%	87.0%	92.7%	97.5%	90.4%
Vancouver Island and South Coast	92.4%	96.6%	89.3%	94.7%	98.3%	93.1%
Total	92.7%	95.1%	88.2%	94.2%	96.9%	91.3%

Electoral districts within each region

Burnaby and New Westminster	Okanagan	Tri-Cities
Burnaby-Deer Lake	Boundary-Similkameen	Coquitlam-Burke Mountain
Burnaby-Edmonds	Kelowna-Lake Country	Coquitlam-Maillardville
Burnaby-Lougheed	Kelowna-Mission	Port Coquitlam
Burnaby North	Penticton	Port Moody-Coquitlam
New Westminster	Shuswap	
	Vernon-Monashee	Vancouver
Cariboo - Thompson	Westside-Kelowna	Vancouver-Fairview
Cariboo-Chilcotin		Vancouver-False Creek
Cariboo North	Richmond - Delta	Vancouver-Fraserview
Fraser-Nicola	Delta North	Vancouver-Hastings
Kamloops-North Thompson	Delta South	Vancouver-Kensington
Kamloops-South Thompson	Richmond Centre	Vancouver-Kingsway
	Richmond East	Vancouver-Langara
Columbia - Kootenay	Richmond-Steveston	Vancouver-Mount Pleasant
Columbia River-Revelstoke		Vancouver-Point Grey
Kootenay East	Surrey	Vancouver-Quilchena
Kootenay West	Surrey-Cloverdale	Vancouver-West End
Nelson-Creston	Surrey-Fleetwood	
	Surrey-Green Timbers	Vancouver Island and South Coast
Fraser Valley	Surrey-Newton	Alberni-Pacific Rim
Abbotsford-Mission	Surrey-Panorama	Comox Valley
Abbotsford South	Surrey-Tynehead	Cowichan Valley
Abbotsford West	Surrey-Whalley	Esquimalt-Royal Roads
Chilliwack	Surrey-White Rock	Juan de Fuca
Chilliwack-Hope		Nanaimo
Fort Langley-Aldergrove	The North	Nanaimo-North Cowichan
Langley	Nechako Lakes	North Island
Maple Ridge-Mission	North Coast	Oak Bay-Gordon Head
Maple Ridge-Pitt Meadows	Peace River North	Parksville-Qualicum
	Peace River South	Powell River-Sunshine Coast
North Shore	Prince George-Mackenzie	Saanich North and the Islands
North Vancouver-Lonsdale	Prince George-Valemount	Saanich South
North Vancouver-Seymour	Skeena	Victoria-Beacon Hill
West Vancouver-Capilano	Stikine	Victoria-Swan Lake
West Vancouver-Sea to Sky		

Mailing Address:

PO Box 9275 Stn Prov Govt
Victoria BC V8W 9J6

Phone: 250-387-5305

Toll-free: 1-800-661-8683 / TTY 1-888-456-5448

Fax: 250-387-3578

Toll-free Fax: 1-866-466-0665

Email: electionsbc@elections.bc.ca

Website: elections.bc.ca

